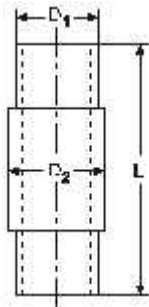


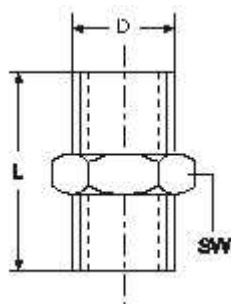
Nypel jednostronny

NW	D1	D2	L
6	1/8"	10,2 mm	30 mm
8	1/4"	13,5 mm	30 mm
10	3/8"	17,2 mm	30 mm
15	1/2"	21,3 mm	35 mm
20	3/4"	26,9 mm	40 mm
25	1"	33,7 mm	40 mm
32	1 1/4"	42,4 mm	50 mm
40	1 1/2"	48,3 mm	50 mm
50	2"	60,3 mm	50 mm
65	2 1/2"	76,1 mm	60 mm
80	3"	88,9 mm	70 mm
100	4"	114,3 mm	80 mm



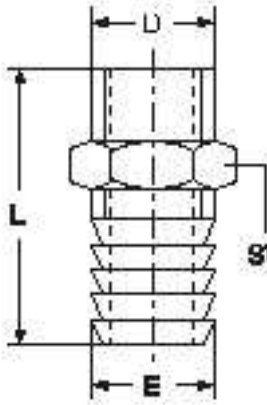
Nypel dwustronny

NW	D1	D2	L
6	1/8"	10,2 mm	40 mm
8	1/4"	13,5 mm	40 mm
10	3/8"	17,2 mm	40 mm
15	1/2"	21,3 mm	60 mm
20	3/4"	26,9 mm	60 mm
25	1"	33,7 mm	60 mm
32	1 1/4"	42,4 mm	80 mm
40	1 1/2"	48,3 mm	80 mm
50	2"	60,3 mm	100 mm
65	2 1/2"	76,1 mm	100 mm
80	3"	88,9 mm	120 mm
100	4"	114,3 mm	120 mm



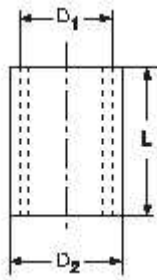
Nypel 6-cio kątny

NW	d	D	L
6	1/8"	21 mm	12 mm
8	1/4"	33 mm	15 mm
10	3/8"	35 mm	20 mm
15	1/2"	42 mm	26 mm
20	3/4"	49 mm	31 mm
25	1"	50 mm	36 mm
32	1 1/4"	57 mm	45 mm
40	1 1/2"	58 mm	51 mm
50	2"	64 mm	63 mm
65	2 1/2"	75 mm	81 mm
80	3"	81 mm	95 mm
100	4"	92 mm	120 mm



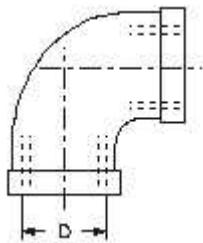
Końcówka na wąż

NW	D	E	L	S1
8	1/4"	9 mm	48 mm	15 mm
10	3/8"	11 mm	53 mm	19 mm
15	1/2"	14 mm	65 mm	23 mm
20	3/4"	20 mm	70 mm	29 mm
25	1"	26 mm	75 mm	38 mm
32	1 1/4"	33 mm	80 mm	46 mm
40	1 1/2"	39 mm	95 mm	50 mm
50	2"	51 mm	105 mm	60 mm
65	2 1/2"	63 mm	110 mm	80 mm
80	3"	76 mm	120 mm	95 mm



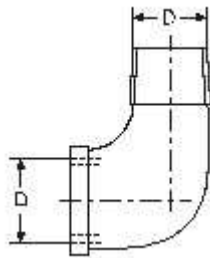
Mufa gwintowana

NW	D1	D2	L
6	1/8"	14,0 mm	17 mm
8	1/4"	17,0 mm	25 mm
10	3/8"	21,3 mm	26 mm
15	1/2"	26,4 mm	34 mm
20	3/4"	31,8 mm	36 mm
25	1"	39,5 mm	43 mm
32	1 1/4"	48,3 mm	48 mm
40	1 1/2"	54,5 mm	48 mm
50	2"	66,3 mm	56 mm
65	2 1/2"	82,0 mm	66 mm
80	3"	95,0 mm	71 mm
100	4"	122,0 mm	83 mm



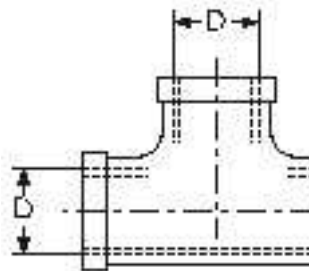
Kolanko gwintowane wew.

NW	D
6	1/8"
8	1/4"
10	3/8"
15	1/2"
20	3/4"
25	1"
32	1 1/4"
40	1 1/2"
50	2"
65	2 1/2"
80	3"
100	4"



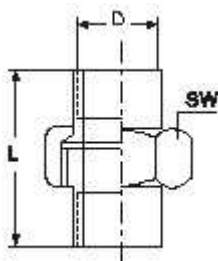
Kolanko nypłowe

NW	D
6	1/8"
8	1/4"
10	3/8"
15	1/2"
20	3/4"
25	1"
32	1 1/4"
40	1 1/2"
50	2"
65	2 1/2"
80	3"
100	4"



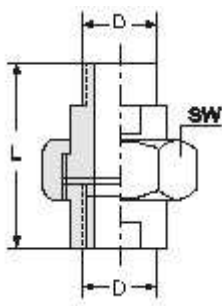
Trójnik gwintowany

NW	D	L
6	1/8"	18 mm
8	1/4"	21 mm
10	3/8"	25 mm
15	1/2"	28 mm
20	3/4"	33 mm
25	1"	38 mm
32	1 1/4"	45 mm
40	1 1/2"	50 mm
50	2"	58 mm
65	2 1/2"	70 mm
80	3"	78 mm
100	4"	96 mm



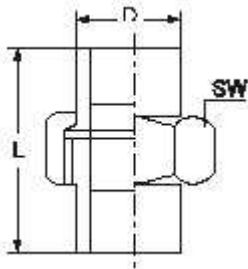
Śrubunek gw/gw

NW	D	L	SW
6	1/8"	33 mm	31 mm
8	1/4"	33 mm	31 mm
10	3/8"	38 mm	41 mm
15	1/2"	42 mm	42 mm
20	3/4"	48 mm	49 mm
25	1"	58 mm	59 mm
32	1 1/4"	60 mm	69 mm
40	1 1/2"	64 mm	78 mm
50	2"	73 mm	92 mm
65	2 1/2"	83 mm	110 mm
80	3"	97 mm	126 mm



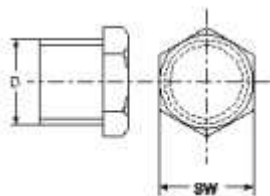
Śrubunek gw/gz

NW	D	L	SW
8	1/4"	54 mm	35 mm
10	3/8"	57 mm	40 mm
15	1/2"	55 mm	42 mm
20	3/4"	62 mm	49 mm
25	1"	69 mm	60 mm
32	1 1/4"	78 mm	70 mm
40	1 1/2"	84 mm	76 mm
50	2"	89 mm	91 mm
65	2 1/2"	110 mm	110 mm
80	3"	125 mm	125 mm



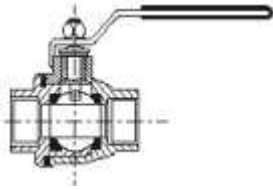
Śrubunek s/s

NW	D	L	SW
6	10,2 mm	39 mm	35 mm
8	13,5 mm	39 mm	35 mm
10	17,2 mm	40 mm	38 mm
15	21,3 mm	41 mm	38 mm
20	26,9 mm	46 mm	49 mm
25	33,7 mm	49 mm	49 mm
32	42,4 mm	53 mm	60 mm
40	48,3 mm	71 mm	70 mm
50	60,3 mm	74 mm	75 mm
65	76,1 mm	85 mm	109 mm
80	88,9 mm	96 mm	125 mm



Korek 6-cio kątny

NW	D	SW
6	1/8"	10 mm
8	1/4"	13 mm
10	3/8"	17 mm
15	1/2"	19 mm
20	3/4"	24 mm
25	1"	27 mm
32	1 1/4"	30 mm
40	1 1/2"	30 mm
50	2"	35 mm



Zawór kulowy 2 częściowy gwintowany

Średnica	d	L	H
1/4"	10	50,8	64
3/8"	12	50,8	64
1/2"	15	58,0	66
3/4"	20	65,6	66
1"	25	78,7	80
1 1/4"	32	90,0	86
1 1/2"	38	105,0	97
2"	50	124,0	105
2 1/2"	63	146,2	146
3"	76	163,7	155